



**High quality Enmasse drag conveyors**



**TAIL SEFCTION VIEW**





An American company providing progressive solutions since 1946

---

## Commercial and Farm Duty Conveyors

If you are looking for a conveying product that rises above the rest, then Creamer Metal Products high quality conveying systems are for you. For well over 63 years, Creamer has been manufacturing high quality grain handling systems made from high quality corrosion resistant materials, very heavy duty chain and paddles that will move grain for many years to come.

We offer a wide array of standard products and can also build unusual sizes based on your unique situations.




<b>Size</b>	<b>Capacities (BU/HR)</b>	<b>Pit Dump Hopper</b>	<b>3 Styles Of chain</b>
9"	2,000-4,000	2' 8" X 8'	81X 24,000 # PITCH: 2.60"
12"	4,000-6,000	2' 8" X 8'	81XHD 36,000 # PITCH: 2.60"
15"	5,500-7,000	2' 8" X 8'	WH124 60,000 # PITCH: 4"
18"	7,000-14,000	N/A	
20"	14,000-22,000	N/A	



*It is our desire to help you move feed and fuel to your customers  
in a cost effective and reliable manner!!*

77 South Madison Rd London Ohio 43140-0027  
Phone: 800.362.1603 Fax: 740.852.1797  
Email: [Sales.Creamermetal.com](mailto:Sales.Creamermetal.com) Website: [www.creamermetal.com](http://www.creamermetal.com)



**Progressive incline sections**



**Heavy duty  
trunking**




**ALL OF OUR CONVEYORS  
INCLUDE:**

- GALVANIZED CONSTRUCTION FOR LONG LIFE
- BOLTED ASSEMBLY FOR EASY REPLACEMENT
- 2 SIZES OF ROLLER CHAIN AVAILABLE FOR EACH CONVEYOR
- HEAVY-DUTY PILLOW BLOCK BEARINGS W/ UHMW SEAL PLATES
- 10 GA GALVANIZED REMOVABLE MIDDLE PAN
- PREASSEMBLED TROUGH SECTIONS
- INCLINE SECTIONS AVAILABLE IN 15°, 30°, & 45°
- HEAVY DUTY TAKE UP IN TAIL SECTION
- UHMW FLIGHTS PREVENT FRICTION (STEEL TO STEEL CONTACT)
- DUST TIGHT WEATHER PROOF SEAL

**OPTIONS AVAILABLE:**


10 GA. AP. REMOVABLE BOTTOM LINER

***New!!!***  
**Galvanized Bar  
 Grating!!**




*Standard Available Capacities*

Size	Capacity (BU/HR)	Pit Dump Hopper	3 Styles Of Chain
12" x 12"	2,000-5,000	4' x 8'	81x 24,000# Pitch: 2.60"



**Why Buy Creamer??**


- Over 63 years in the industry
- Build a high quality product
- We stand behind our product
- You speak to a real person every time
- Competitively priced
- Reasonable lead times
- We listen to what our customers are saying and act
- Great family owned tradition
- Can customize to fit any project (even if it is another manufacturer's product)



**Easy to adjust and maintain sections**

**OPTIONS AVAILABLE:**

- 10 GA AR REMOVABLE BOTTOM LINER
- BY PASS INLET HOPPERS
- BAR & PIPE GRATING
- 8 GA GALV HEAD & TAIL SECTIONS
- SPLIT SPROCKETS FOR EASY REPLACEMENT
- DRIVE PACKAGES
- DUMP HOPPERS



**Flexible solutions  
using modularity  
& customization  
to meet your grain  
handling needs.**

16" x 20"	6,000-8,000	5' x 10'	81XHD 36,000# Pitch: 2.60"
26" x 20"	10,000-12,000	5' x 10'	WH124 60,000# Pitch: 4.00"

### Heavy duty dump hoppers



- turer's product)
- Offer a wide range of products to complete any type of grain installation
  - Products engineered with CAD, made with CNC equipment / Jig built by experienced manufacturing associates who care about you.